


# Equalizer

The Equalizer is made to optimize your power consumption. It prevents the main fuse from tripping and enables you to utilize all available power for EV charging when possible. It is easily connected to the HAN-port on your smart meter and with a one-click setup it communicates with your Charging Robot(s), via Easee Link™ over radio or WiFi.



Why choose Equalizer?

# Smart power management



## Benefits

- Automatic load balancing between the Charging Robot(s) and the building
- Avoid overload and power interruption while charging your EV
- Charge your EVs faster when the general consumption in the building is low\*
- Plug & Play - one-click setup\*
- Communication over Easee Link™ directly with your chargers or by WiFi\*
- Monitor the power consumption in your building through the Easee app
- Snap it directly onto your fuse cabinet with its magnetic backside
- No external power needed
- Up to 50m coverage in open air\*
- For a list of supported meters, go to <http://easee.support>

\*When used together with an Easee Charging Robot.

## Why choose Equalizer?

### Charge when there is available power

The Equalizer makes sure that the charging of your EVs is done at the most convenient time, when the demand for other loads is low. When you have paired your Equalizer to the system, it will automatically start to balance the available power in the building based on its readings and optimize your charging experience.

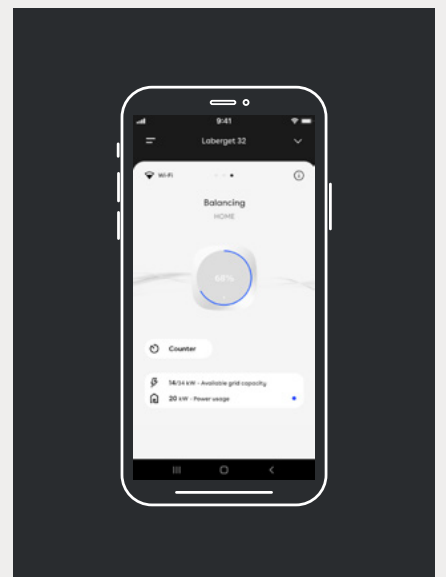
Easee Link™ will ensure that the automatic load balancing will continue to work even if the connection with the cloud is interrupted or should there be a problem with your WiFi.



### Monitoring

While the main purpose of the Equalizer is to optimize the charging experience, it also provides the opportunity to monitor your daily power consumption through the Easee App.

With a full overview of your home's consumption, you have the power literally in your hands to save energy and hence the environment.



# Specifications

Measurement  
in mm



## Technical

### General

Product (mm): H: 110 x W: 110 x D: 27.5  
Packaging (mm): H: 130 x W: 130 x D: 39  
Operating temperature: -20 °C to +50 °C  
Weight: 110 g  
Material: PC/ABS  
Colour: White  
IP degree: IP40  
Voltage: 12-32 Vdc 30mA  
RJ11 connector

### Installation

Cable length: 1.5 m  
RJ11 to R45 custom made cable  
Extended with a RJ45 adapter (up to 200 m)  
Integrated magnets for attaching the product to metal surfaces or to wall mount plate

### Connectivity

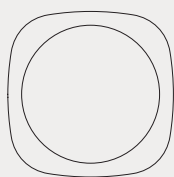
Easee Link RF™ and WiFi\*  
HAN connection to energy meter  
Monitor power consumption with the Easee app  
RFID / NFC reader

\*WiFi is required for normal operation. When offline, it will continue to work via Easee Link RF™.

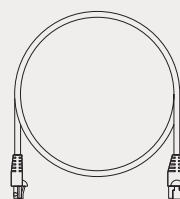
### Sensors and indicators

Status LED  
Touch button

## The product contains



Equalizer



Cable



Wall mount plate

THIS DOCUMENT CONTAINS INFORMATION THAT IS SUBJECT TO CHANGE WITHOUT NOTICE.

The latest version of this publication can be downloaded at <http://easee.support>

No part of this publication may be reproduced or transmitted in any form or by any means, electronic or mechanical, including, but not limited to, copying, recording, retrieving data, or computer networks without the written permission of Easee AS.

Easee and all other Easee product names and slogans are trademarks or registered trademarks of Easee AS. Easee products can be protected by one or more patents.

All other products and services mentioned may be trademarks or service marks of their respective owners.

Illustrations of the product and user interface are exemplary and may differ from the actual appearance.

October 2020 - Version 1.00  
© 2018 by Easee AS. All rights reserved.



Easee AS  
Professor Olav Hanssens vei 7A,  
N-4021 Stavanger  
Org.nr: 920 292 046

Easee is distributed and maintained by a network of qualified partners and resellers. Find more information and your local partner at:

[www.easee-international.com](http://www.easee-international.com)